

S218WP

4800 W
2x 18" PASSIVE
SUBWOOFER

Nítid-S



CARDIOID PRESETS
AVAILABLE with external
Amate Audio amplifiers &
DSP's



MULTIPLE PRESETS
AVAILABLE with external
Amate Audio amplifiers & DSP's



HIGH RESISTANCE
POLYUREA® FINISH



EASY RIGGING &
INSTALLATION
ACCESSORIES



BUILT-IN WHEELS
FOR EASY TRANSPORT

Dive into the sonic depths with Nítid S218WP. This double 18" marvel seamlessly integrates Xcellence features while maintaining a budget-friendly profile. A symphony of power and precision awaits.

KEY FEATURES

TRANSDUCER TECHNOLOGY

Passive subwoofer comprising two direct radiating 4-inch voice coil, 18" loudspeakers front loaded in a bass-reflex tuned enclosure with laminar ports.

POWER & CONTROL

4800 W continuous musical program power handling.

Connectors mounted on an inclined recessed moulded connector plate for improved security and environmental protection.

Input Speakon NL4MP®.

Dedicated control presets available with Amate Audio LMS series DSP processors.

Cardioid presets available with Amate Audio LMS series DSP processors.

DESIGN & ACCESSORIES

Recessed ergonomic carry handles and wheels for easy handling.

Exclusive 2mm black mesh speaker grilles with optimum perforation gradient and aesthetic appearance.

Multilayer birch plywood cabinet with Polyurea® coating, providing maximum robustness and strength for touring, events production, venue installation and other highly demanding applications.

M20 plate socket provided at the top side for 2-way enclosure coupling.

S218WP

4800 W
2x 18" PASSIVE
SUBWOOFER


Nítid-S



TECHNICAL FEATURES

Power (musical program)	4800 W
Power (r.m.s)	2400 W
Nominal Impedance	4 Ω
SPL(1W/1m)	102 dB
Maximum SPL (continuous/1m)	139 dB
Maximum SPL (peak/1m)	142 dB
Crossover frequency (recommended)	80 Hz / 90 Hz / 100 Hz
Frequency Response (-10dB)	30 Hz - 130Hz (with external DSP, LPF100)
Components (LF)	2x 18" woofers (4" voice coil)
Directivity (-6dB)	Omnidirectional
Directivity factor (Q)	1
Directivity Index (DI)	0 dB
Weight	110 Kg
Finish	Multilayer baltic birch plywood with high resistant black Polyurea® coating
Dimensions (H x W x D)	1116 x 750 x 780 mm
Grille	2 mm powder coated steel with black acoustic mesh
Rigging	No
Connectors	1x Speakon NL4MP input

DISCOVER NÍTID



UNIQUE DESIGN

New S-series models build on the success, innovation and best-in-class performance of the original Nítid designs with improved features including a recessed moulded connector plate, more highly stylised form factor and improved robustness of the world's most acoustically transparent pro-audio speaker grille.



THE PERFECT BALANCE

An ongoing programme of research and development ensures that Nítid series loudspeakers continue to achieve the highest levels of output and performance from the most compact sized designs, in an unrivalled synthesis of engineering and aesthetic form.



SIDE VIEW



FRONT VIEW WITHOUT GRILLES



REAR VIEW



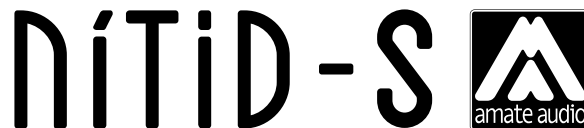
BOTTOM VIEW



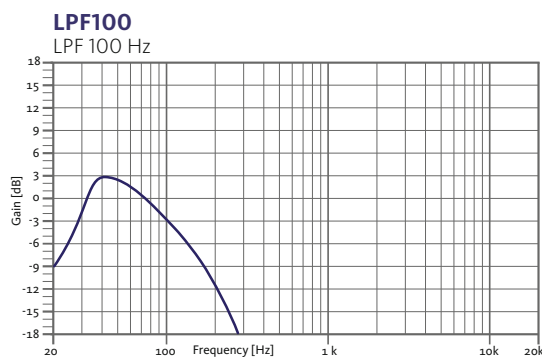
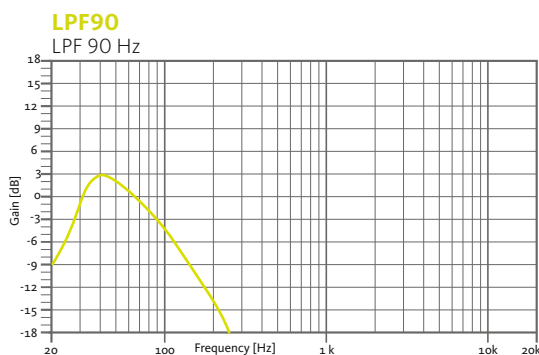
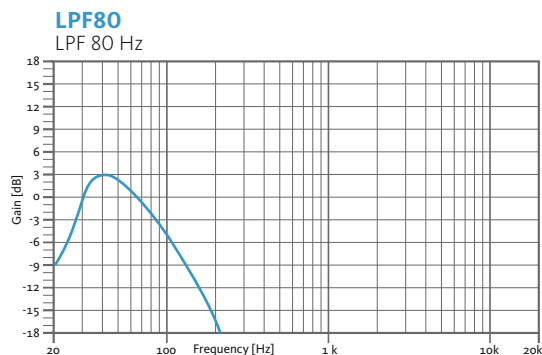
TOP VIEW

S218WP

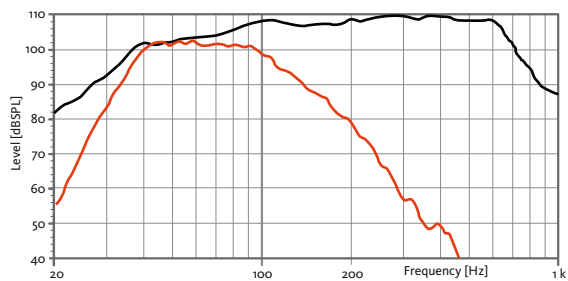
4800 W
2x 18" PASSIVE
SUBWOOFER



RECOMMENDED PRESETS WITH EXTERNAL AMATE AUDIO DSP

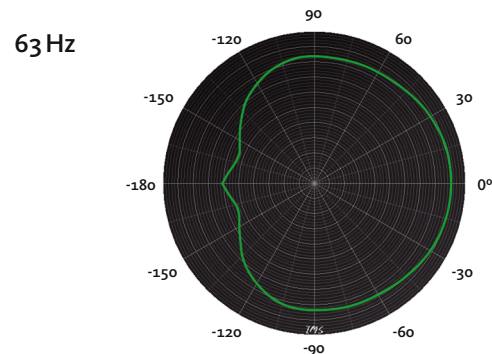


FREQUENCY RESPONSE 1w/1m (LPF100 PRESET)

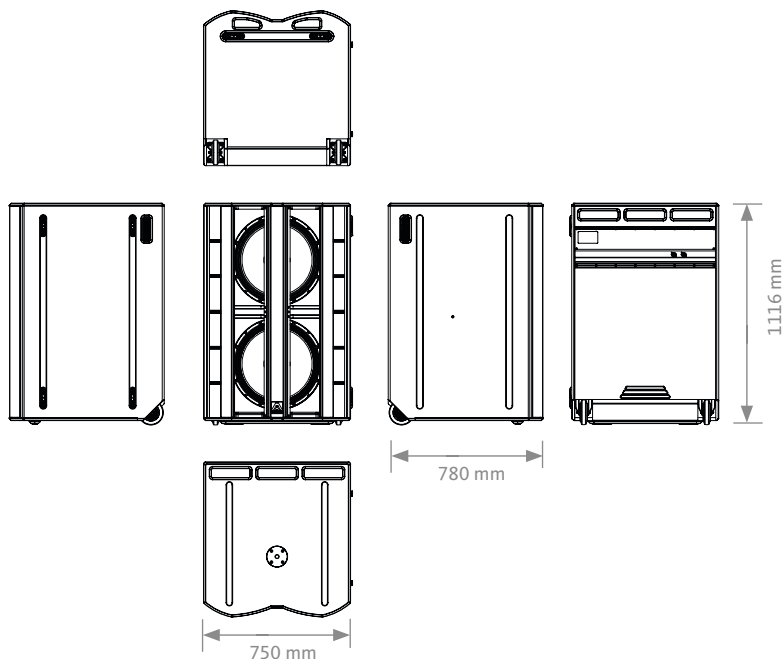


— Without processing
— Recommended [LPF100] with external Amate Audio DSP & HD4000 amplifier

EASY CARDIOID CONFIGURATION THROUGH AVAILABLE PRESETS




CAD DRAWING SCHEME



S218WP

4800 W
2x 18" PASSIVE
SUBWOOFER

NiTiD-S



ACCESSORIES

**PROTECTION
COVER
NC-XW218**



**DISTANCE ROD M20
SP-CRTL**
Ø: 35 mm
Length: 55 cm ~ 90 cm
Thread: M20



THE BEST COMBINATION

The best experience of NiTid passive systems is reached with Amate Audio's HD series amplifiers, LMS series digital signal processors and TPD amplifier with digital signal processor. Factory presets are available to set-up the system in a short time.



HD Series



LMS206
LMS608



TPD Series

RECOMMENDED CONFIGURATION

