



CARDIOID
PRESETS



MULTIPLE
PRESETS
AVAILABLE



HIGH RESISTANCE
POLYUREA PAINT®



ACCESSORIES FOR
EASY INSTALLATIONS



BUILT-IN WHEELS
FOR EASY TRANSPORT

The combination of two 18-inch woofers with 4-inch long excursion voice coil in a highly reinforced cabinet, with 2500 W amplification, DSP and ergonomic design, makes the N218W an ideal choice for high demanding applications.

KEY FEATURES

TRANSDUCERS TECHNOLOGY

Active subwoofer composed by two direct radiating 4-inch voice coil, 18" loudspeakers front loaded in a bass-reflex tuned enclosure with laminar ports.

AMPLIFICATION

2500 W 3rd generation Class D built-in amplifier controlled by a dedicated DSP.

90% efficiency amplifier SMPS (switching mode power supply), allowing maximum power delivery with minimum consumption in an extremely low-weight and reduced size.

Rear connections and control panel with LCD screen to display the different settings, presets, volume and adjustments done by the user. Our SensitiveTouch® capacitive sensor keypad guarantees the reliability of the system even under humidity and extreme weather conditions.

Double PowerCon® (input & link).

DSP & CONTROL

Internal DSP with all necessary signal processing (crossovers, EQ's, delay, limiters, gain control, mute, input dynamic compressor, polarity) as well as several useful presets to adjust N218W to different requirements.

The on-screen output power display helps to easy monitor the system.

ECO Mode available.

Cardioid presets available. Plug the subwoofer, choose between several options and get your cardioid configuration in just seconds.

DESIGN & ACCESSORIES

Ergonomic handles for an easy handling.

2mm speaker grille with black mesh, exclusively designed with an optimum perforation gradient and attractive appearance.

Multilayer birch plywood cabinet with Polyurea® coating, offering maximum reliability and strength for touring as well as for high demanding applications.

M10 plate socket provided at the top side for full-range enclosure coupling.

TECHNICAL FEATURES

Amplifier (program)	2500 W – Class D
Input Sensitivity	2 dBu – 1V
Input Impedance	20 kΩ Balanced
Maximum input level	20 dBu
Mains	Universal Switch Mode Power Supply 85-265 V / 45-65 Hz
Average current draw	3.5 A (Heavy duty musical program)
SPL (1 m)	137 dB continuous musical program, 140 dB peak
Built-in DSP	48-bit processing unit. Includes factory presets
AD/DA converters	24 bit – 48 kHz
Standby mode consumption	< 5 W
Adjustable delay line	118 ms / 40 m
Crossover frequency	80 Hz / 90 Hz / 100 Hz / 110 Hz
Frequency response (-10 dB)	30 Hz - 140 Hz
Components	2x 18" woofers (4" voice coil)
Directivity (HxV)	Omnidirectional
Directivity factor (Q)	1
Directivity Index (DI)	0 dB
Weight	100 kg
Dimensions (HxWxD)	1046 x 740 x 780 mm
Finish	Multilayer birch plywood with high resistant black Polyurea® coating
Grille	2 mm steel with black acoustic mesh
Rigging	No
Connectors	1 x XLR input / 1x XLR link / 1x AC PowerCon® input / 1x AC PowerCon® link



CONTROL PANEL

Our latest digital signal processing (DSP) is integrated with 3rd generation Class D amplification and operated via our dedicated SensitiveTouch™ keypad technology. With no mechanical components or moving parts, the SensitiveTouch™ capacitive sensor keypad is highly responsive, weatherproof and durable compared with conventional electronic controls and effectively failsafe. With the SensitiveTouch™ keypad and display, you can set-up the N218W in just seconds.



SIDE VIEW



FRONT VIEW WITHOUT GRILLES



REAR VIEW

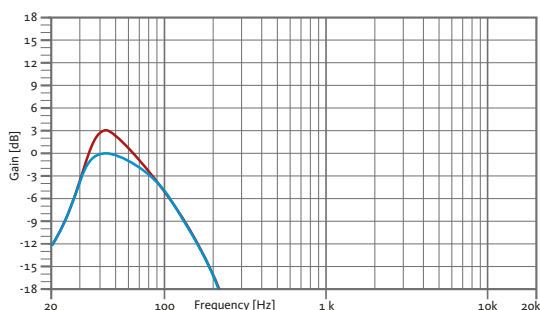


One person handling thanks to its two rear wheels.



TOP VIEW

BUILT-IN PRESETS

**LPF80**

LPF 80 Hz

LPF80+3

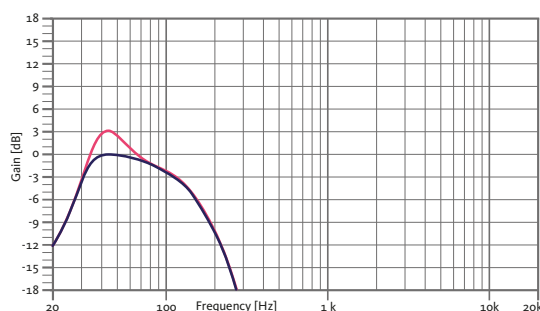
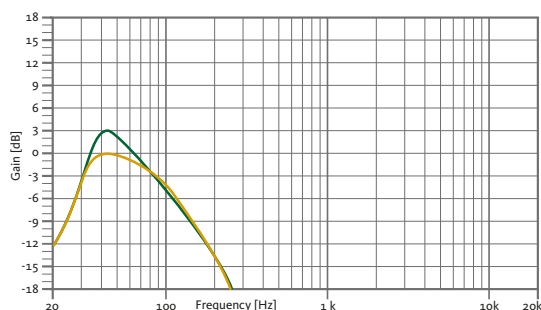
LPF 80 Hz + 3dB boost @ 44Hz

LPF90

LPF 90 Hz

LPF90+3

LPF 90 Hz + 3dB boost @ 44Hz

**LPF100**

LPF 100 Hz

LPF100+3

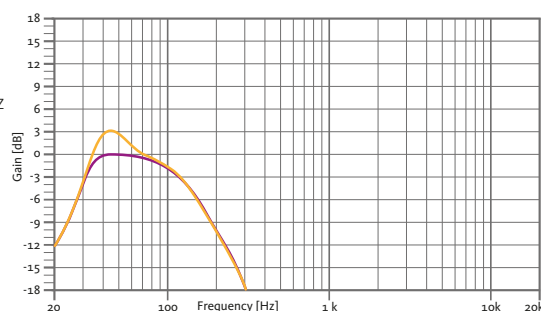
LPF 100 Hz + 3dB boost @ 44Hz

LPF110

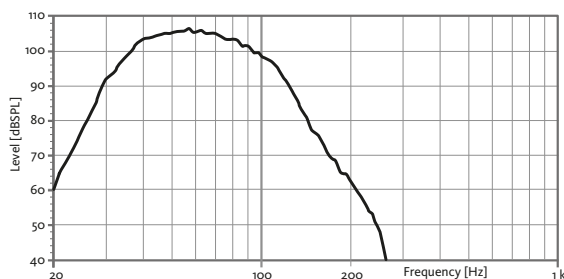
LPF 110 Hz

LPF110+3

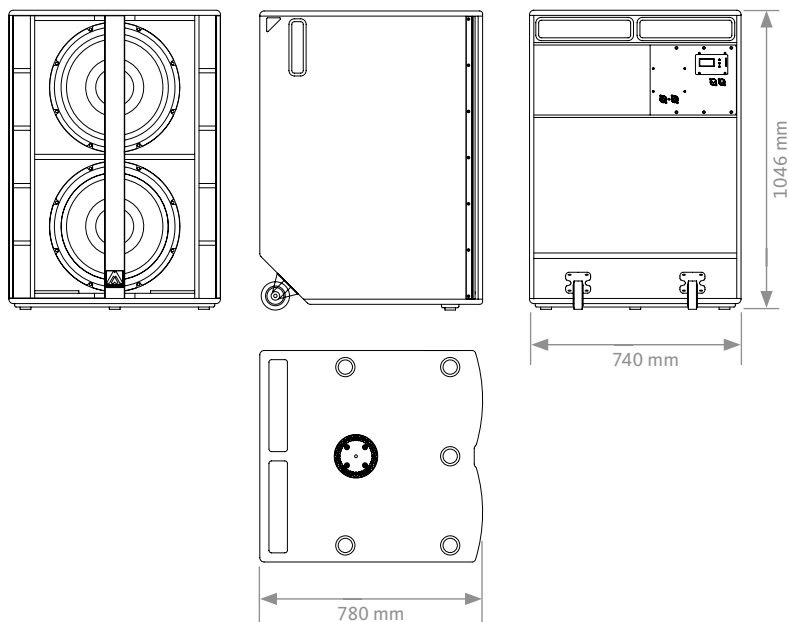
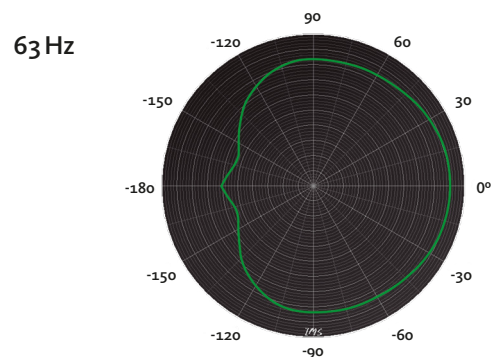
LPF 110 Hz + 3dB boost @ 44Hz



FREQUENCY RESPONSE 1W/1m (LPF90+3 PRESET)



CAD DRAWING SCHEME

EASY CARDIOID CONFIGURATION
THROUGH DEDICATED PRESETS

N218W

2500 W
2x 18" ACTIVE
SUBWOOFER

NÍTID



ACCESSORIES

PROTECTIVE COVER

NC-N218W

For one unit of N218W



STACKING FRAME

FR-X208


For N218W underneath N208



POLE MOUNT ADAPTOR

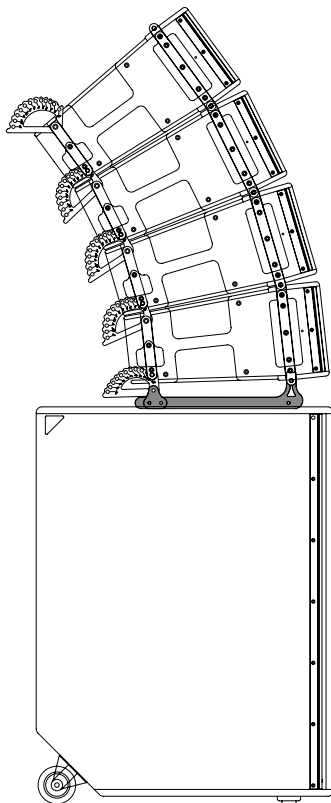
PA-2010

Pole mount adaptor M20-M10



STACKING N218W WITH N208

FR-X208



DISCOVER NÍTID

UNIQUE DESIGN

Distinguishing details include the speaker grille, exclusively designed for an attractive appearance, maximum protection, and with **the best performance coefficient in the market, for improved sound quality**. The Polyurea® finish offers durable protection for the birch-ply cabinet, and electronic circuits and controls are smartly protected against moisture. A wide range of accessories is provided for whatever your application is.



THE PERFECT BALANCE

NÍTID series is the culmination of an intensive program of research, development and optimization, to achieve the greatest possible power and performance from the most compact sized cabinet. Every aspect of its form factor has resulted from examination and consideration of optimum acoustic response, ergonomics, construction and appearance.



AMAZING PERFORMANCE

The integrated **'plug & play'** active power and control system includes DSP presets for rapid setup and amazing sound, and the comprehensive control interface includes instantly recallable presets for setting up the **NÍTID** in just a few seconds. The accurate match between transducers, DSP and amplifiers provide a fully optimized system for the most demanding applications.

